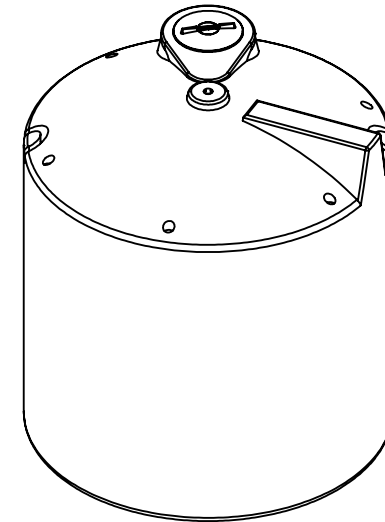
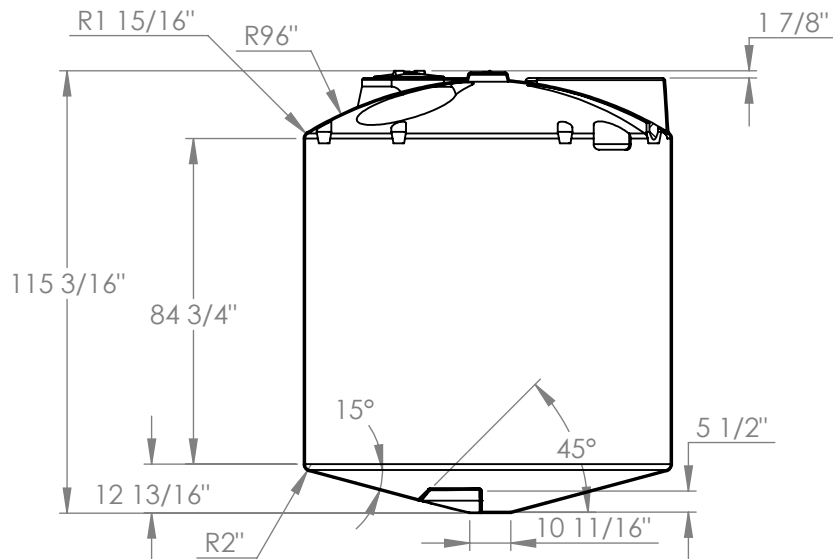


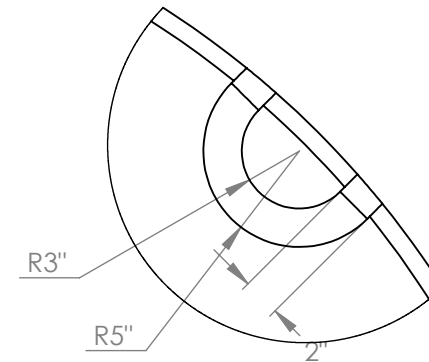
TOP VIEW



ISOMETRIC VIEWS



SECTION A-A



DETAIL H
SCALE 1 : 10

Copyright © 2008 Quality Molded Plastics LTD.

PROPRIETARY AND CONFIDENTIAL THE INFORMATION CONTAINED IN THIS DRAWING IS THE SOLE PROPERTY OF QUALITY MOLDED PLASTICS LTD. ANY REPRODUCTION IN PART OR AS A WHOLE WITHOUT THE WRITTEN PERMISSION OF QUALITY MOLDED PLASTICS LTD. IS PROHIBITED.	CLIENT NAME: QMP	MATERIAL: LLDPE	DATE: NOV 28,2013	DRAWN BY: S.APPLETON	DESCRIPTION: TANK,2150 GAL, 15 DEG, CB	REV Y
	APPROXIMATE WEIGHT (lb): 430	DO NOT SCALE DRAWING			SCALE: 1:50	PART NO.
	UNLESS OTHERWISE SPECIFIED: --- TOLERANCES --- LENGTH DIMENSION: ± 1% ANGULAR: ± 1.0°	DIMENSIONS ARE IN INCHES			QUALITY MOLDED PLASTICS LTD. Site 412, P.O. Box 280, R.R.#4 SASKATOON, SK S7K 3J7	60167-1